



Small-sized, compact and handy joystick designed to control industrial machines. Juliet is a user-friendly, ergonomic product, suitable for daily use in an industrial environment.

FEATURES

- The switches are assembled on boards to facilitate maintenance, reducing down time and costs.
- Light and handy: weight 250 grams.
- Mechanical life of switches: 5 million operations.
- IP protection degree: Juliet is classified IP00 or IP65, when housed in Juliet-PK or in a specific enclosure.
- Extreme temperature resistance: -25°C to +70°C.

OPTIONS

- Available with up to 5 speeds for each direction.
- Stepped or linear operations.
- Cross or 360° movement.
- Available with switch boards or potentiometers.

CERTIFICATIONS

- CE marking and EAC certification.

Fill in the "request form" for accurate product configuration.

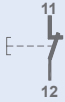
CERTIFICATIONS

Conformity to Community Directives	2014/35/UE Low Voltage Directive
	2006/42/CE Machinery Directive
Conformity to CE Standards	EN 60204-1 Safety of machinery - Electrical equipment of machines
	EN 60947-1 Low-voltage switchgear and controlgear
	EN 60947-5-1 Low-voltage switchgear and controlgear - Control circuit devices and switching elements - Electromechanical control circuit devices
Marcature e omologazioni	CE EAC

GENERAL TECHNICAL SPECIFICATIONS

Ambient temperature	Storage -40°C/+70°C
	Operational -25°C/+70°C
IP protection degree	IP 00 (IP 65 max. when housed in Juliet-PK or in a specific enclosure)
Operating positions	Any position
Weight	250 g

TECHNICAL SPECIFICATIONS OF THE SWITCHES

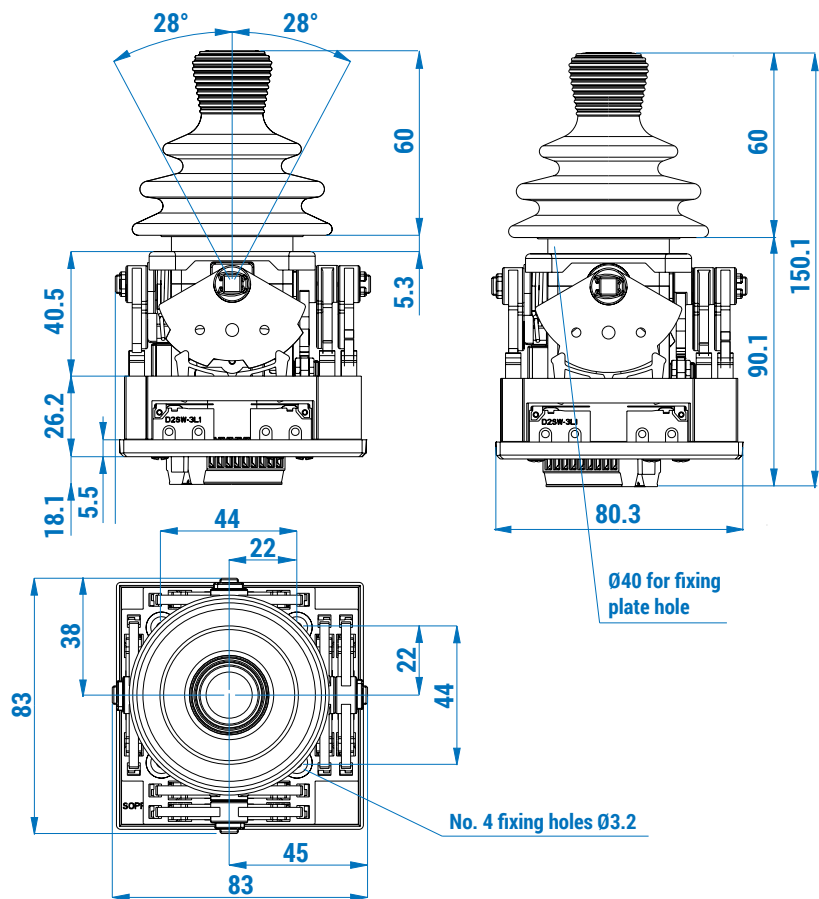
Code	PRVV0804PE
Utilisation category	AC 15
Rated operational current	2 A
Rated operational voltage	48 Vac
Rated thermal current	8 A
Rated insulation voltage	1000 Vac
Mechanical life	5x10 ⁶ operations
Connections	Screw-type terminals
Wires	0.14 mm ² - 1.5 mm ²
Tightening torque	0.22 Nm - 0.25 Nm
Switch type	Single break
Contacts	1NC
Scheme	
Markings and homologations	CE

TECHNICAL SPECIFICATIONS OF THE POTENTIOMETERS

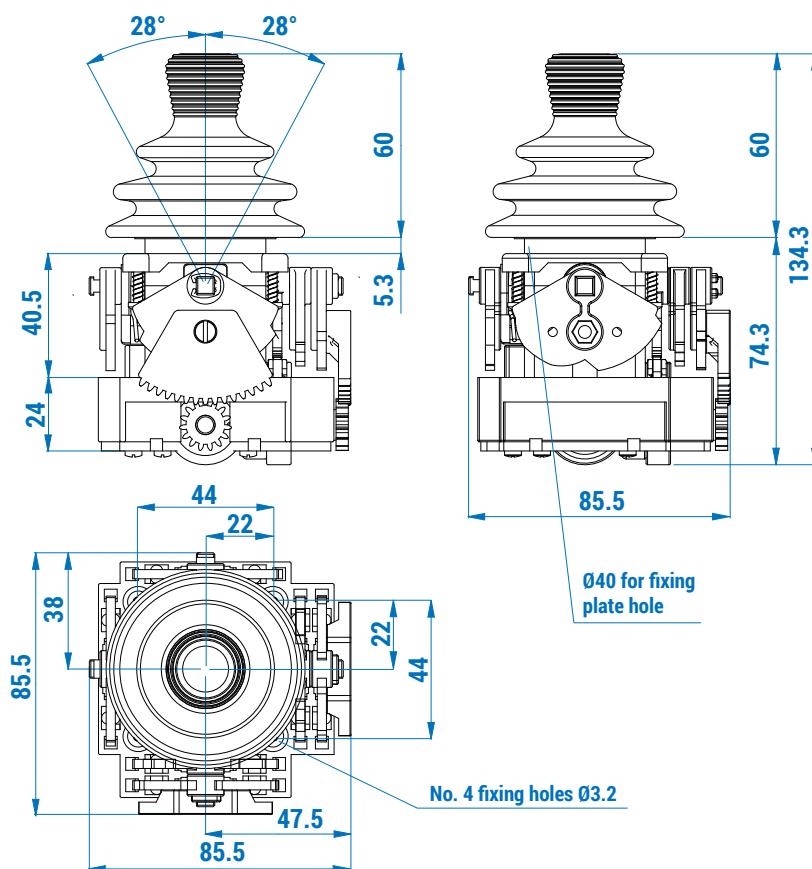
Code	PRVV9021PE	PRVV9026PE
Ohmic value	5 kΩ	10 kΩ
Connections	4 turrets	
Independent linearity (ref. AEA -3°)	≤ ±1%	
Life time	5x10 ⁶ movements	
Operational ambient temperature	-55 °C/+125 °C	
Mechanical angle	360° continuous	
Actual Electrical Angle (AEA)	340°±5°	
Ohmic value tolerance	Max. ±2% at 20°C	
Power rating	Max. 0.3 W	

OVERALL DIMENSIONS (mm)

Standard



With potentiometer



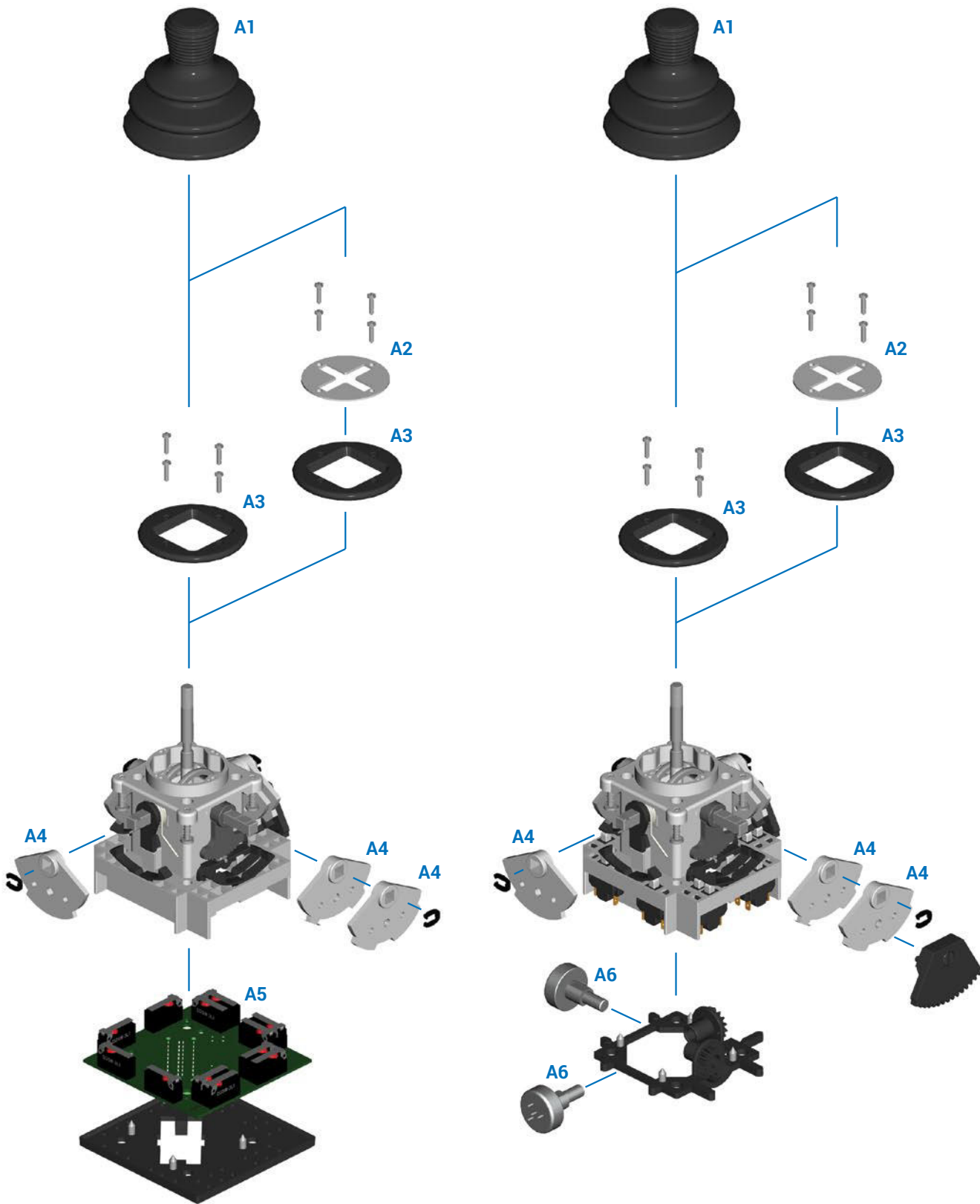
STANDARD JOYSTICKS

Juliet standard joysticks feature spring return stepped movement and they are equipped with 1NC switches

PRVV0804PE



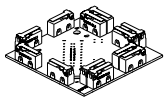
Positions	Direction of movement		Code
	360°	Cross	
1-0		X	PF340210000004
1-1	X		PF340211000001
1-2	X		PF340212000001
1-3		X	PF340213000001
2-0		X	PF340220000004
2-2	X		PF340222000001
2-3	X		PF340223000001
3-0		X	PF340230000004
3-3	X		PF340233000001
3-3		X	PF340233000004
4-0		X	PF340240000004
1-5	X		PF340215000001
3-5	X		PF340235000001
5-5	X		PF340255000001
5-5		X	PF340255000004




Refer to the following tables for descriptions of components: "Switch boards", "Potentiometers", "Lever guides", "Cams" and "Accessories".

COMPONENTS



Switch boards

Ref.	Drawing	Description	Code
A5		Board with 12 switches - 5 positions	93547
		Board 8 switches - 3 positions	93558


Potentiometers

Ref.	Drawing	Description	Code
A6		Potentiometer 5 kΩ	PRVV9021PE
		Potentiometer 10 kΩ	PRVV9026PE

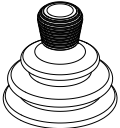
Lever guides

Ref.	Drawing	Description	Code
A2		Cross lever guide	PRTR0160PE
		Lever guide 3-0	PRSL9824PI
		Lever guide 5-4	PRSL9825PI
		Lever guide 3-3	PRSL9826PI
		Lever guide 5-2	PRSL9828PI
		Lever guide 5-5	PRSL9830PI
		Lever guide 5-0	PRSL9834PI
		Lever guide 4-0	PRSL9835PI
		Lever guide 1-3	PRSL9838PI
		Lever guide 1-5	PRSL9839PI
A3		Lever guide 3-2	PRSL9841PI
		Lever guide 3-5	PRSL9842PI
		Lever guide 2-4	PRSL9843PI
		Lever guide 4-1	PRSL9844PI
		Lever guide 3-4	PRSL9845PI
		Lever guide 4-4	PRSL9849PI
		Lever guide 1-1	PRSL9871PI
		Lever guide 1-0	PRSL9872PI
		Lever guide 1-2	PRSL9873PI
		Lever guide 2-2	PRSL9876PI
	Lever guide 2-0	PRSL9880PI	

Cams

Ref.	Drawing	Description	Code
A4		Cam 1 st step	PRSL7300PI
		Cam 2 nd -3 rd steps	PRSL7301PI
		Cam 4 th -5 th steps	PRSL7302PI

Accessories

Ref.	Drawing	Description	Code
A1		Bellows	PRSL0173PI

JULIET - REQUEST FORM FOR NON STANDARD JOYSTICK

Instructions

- 1 Movement:** tick the box corresponding to the type of movement required.
 - 2 Lever guide:** choose the type of lever guide required blackening the boxes corresponding to the number of steps of the lever in each direction.
 - 3 Version:** tick the box corresponding to the version of joystick required (with switch board or with potentiometers).
- ATTENTION: when the joystick with potentiometers is assembled inside the joystick station Juliet-PK, it is necessary to specify its position (left or right).
- 4 Potentiometers:** for joystick with potentiometers, enter the number corresponding to the potentiometer required (according to the legend) into the boxes in the contact diagram.
 - 5 Contact diagram:** for any version, fill in the contact diagram blackening the boxes corresponding to the positions where the cams close the contacts (each bar of 11 boxes corresponds to a switch; the central box corresponds to the zero position of the joystick). In the example, the contact is closed in positions 1-2-3 to the left and 3-4 to the right.

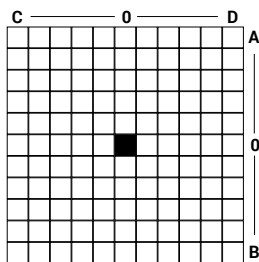


Movement 1


- Stepped
- Linear

Lever guide 2

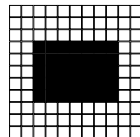
Number of steps in each direction




Examples



5 steps direction A-B
1 step direction C-D
360° movement



2 steps direction A-B
3 steps direction C-D
360° movement



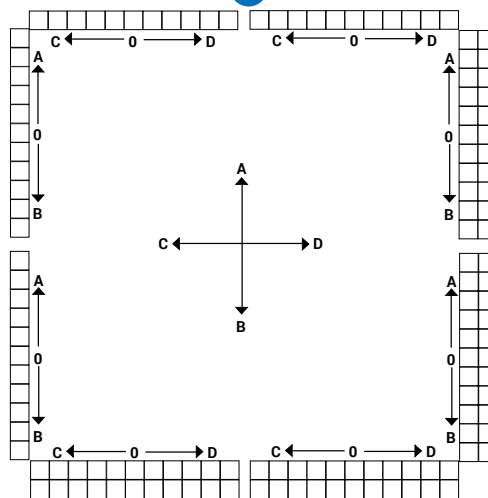
3 steps direction A-B
3 steps direction C-D
Cross movement

4 Legend - Potentiometers

- 1 5 kΩ
- 2 10 kΩ
- 3 Pre-set only

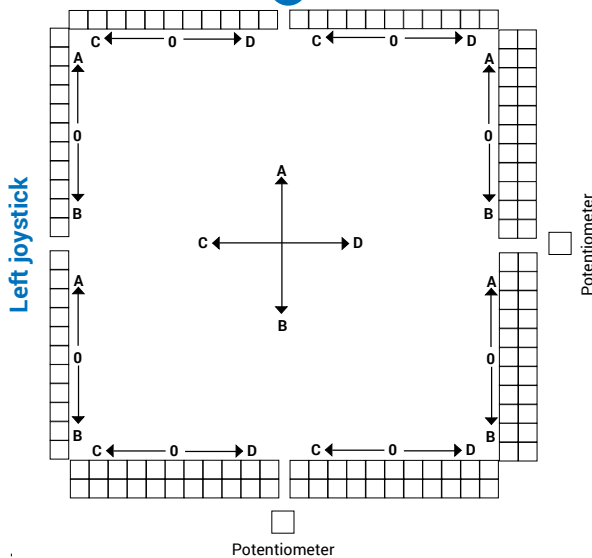
Version with switch board 3

Contact diagram 5



Version with potentiometers 3

Contact diagram 5



Contact diagram 5

