


AS

Hyper-miniature Slide Switches



RoHS Compliant

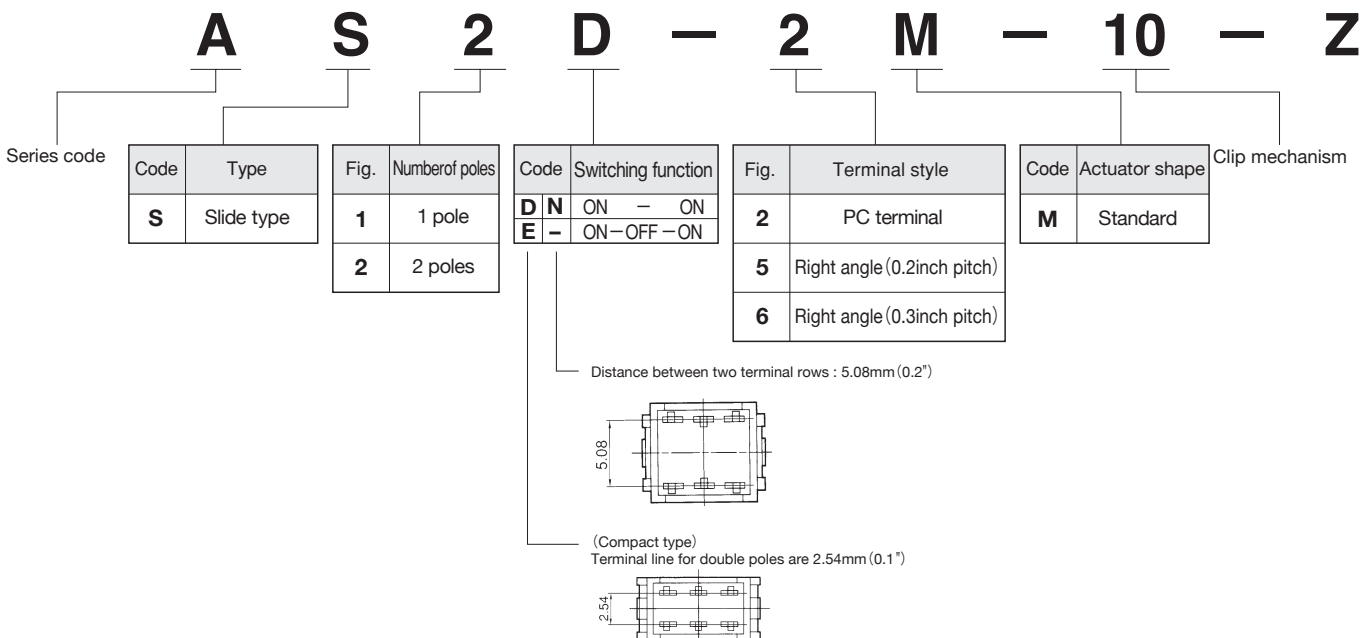
Features

- High Contact Reliability**
Twin-contact clip mechanism for high contact reliability.
- Gold-plated contacts suitable for low current applications**
- For PC board mounting**
- Improved operability**
The independent detent structure provides a light operating touch.


Specifications

Rating	0.4VA AC/DC	Voltage range	20mV~60V
		Current range	1 μA~50mA
	Max.	50mA 60VAC/DC	
	Min.	1 μA 20mV AC/DC	
Initial contact resistance		50mΩ max.	(1.5mA 200μVAC)
Dielectric strength		250VAC 1 minute	
Initial insulation resistance		500MΩ min.	(500VDC)
Electrical life		10,000 cycles at max. rating. 50,000 cycles at min. rating or 0.4VA	
Operating force		0.69~4.9N	
Operating temperature range		-20°C~+85°C	
Storage temperature range		-40°C~+85°C	

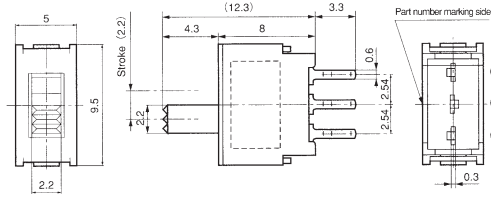
Part Numbering



SPDT




PC



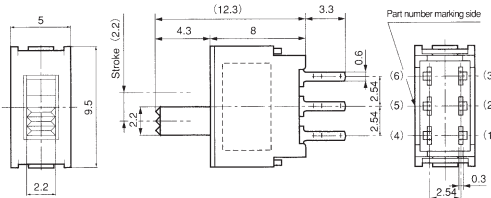
Switching function	Viewed from part No. marking side		
Part No.			
AS1D-2M-10-Z	ON	—	ON
★AS1E-2M-10-Z	ON	OFF	ON
Connecting terminals	2-1	—	2-3

DPDT

Distance between two terminal rows : 2.54 mm




PC



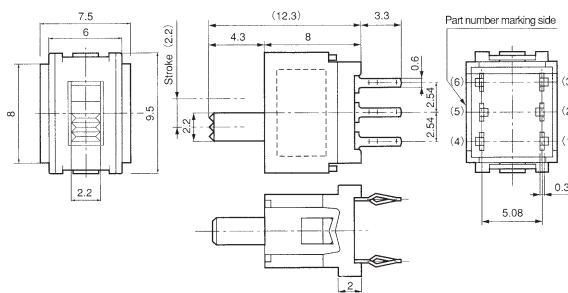
Switching function	Viewed from part No. marking side		
Part No.			
AS2D-2M-10-Z	ON	—	ON
★AS2E-2M-10-Z	ON	OFF	ON
Connecting terminals	2-1 5-4	—	2-3 5-6

DPDT

Distance between two terminal rows : 5.08 mm




PC



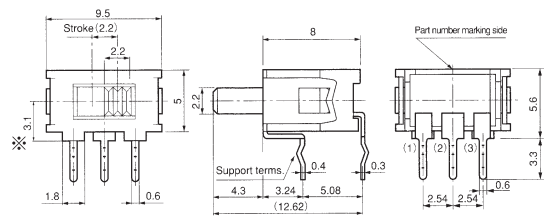
Switching function	Viewed from part No. marking side		
Part No.			
★AS2N-2M-10-Z	ON	—	ON
Connecting terminals	2-1 5-4	—	2-3 5-6

SPDT

※Mounting height : 3.1mm




0.2R/A



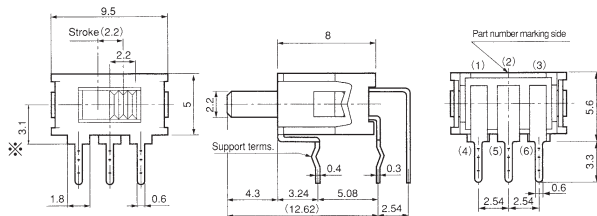
Switching function	Viewed from part No. marking side		
Part No.			
AS1D-5M-10-Z	ON	—	ON
AS1E-5M-10-Z	ON	OFF	ON
Connecting terminals	2-1	—	2-3

DPDT

※Mounting height : 3.1mm




0.2R/A



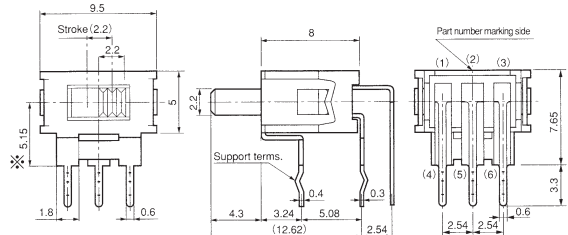
Switching function	Viewed from part No. marking side		
Part No.			
AS2D-5M-10-Z	ON	—	ON
Connecting terminals	2-1 5-4	—	2-3 5-6

DPDT

※Mounting height : 5.15mm



0.2R/A




Switching function	Viewed from part No. marking side		
Part No.			
★AS2N-5M-10-Z	ON	—	ON
Connecting terminals	2-1 5-4	—	2-3 5-6

☆ : Semi-standard products. ★ : Made to order products. Terminal numbers are not shown on the switch. Non-marking : standard stock items.

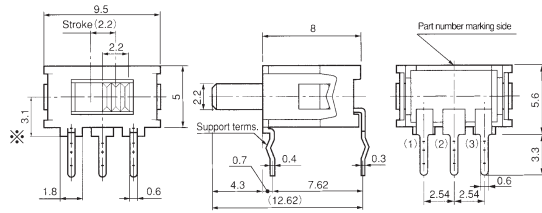
AS

SPDT

※Mounting height : 3.1mm




0.3R/A



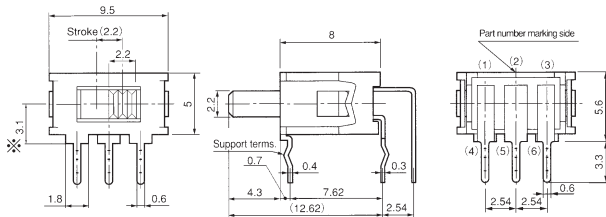
Switching function	Viewed from part No. marking side		
Part No.			
AS1D-6M-10-Z	ON	—	ON
Connecting terminals	2-1	—	2-3

DPDT

※Mounting height : 3.1mm




0.3R/A



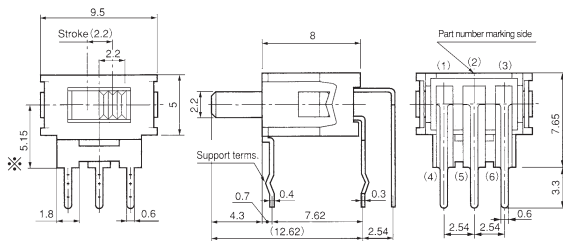
Switching function	Viewed from part No. marking side		
Part No.			
☆AS2D-6M-10-Z	ON	—	ON
★AS2E-6M-10-Z	ON	OFF	ON
Connecting terminals	2-1 5-4	—	2-3 5-6

DPDT

※Mounting height : 5.15mm

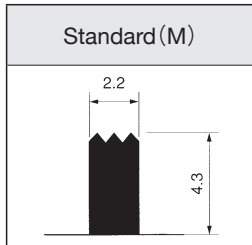


0.3R/A




Switching function	Viewed from part No. marking side		
Part No.			
☆AS2N-6M-10-Z	ON	—	ON
Connecting terminals	2-1 5-4	—	2-3 5-6

Actuator Shape



Bracket Installation Procedure



Optional Accessories

(Sold separately)

Part Name	Bracket
Part No.	140000640324
Dimensions	

Dimensions of the optional bracket accessory: 6.3mm width, 3.4mm height, 9.55mm total width, 9.5mm terminal width, 11.5mm terminal spacing, 2.54mm terminal pitch, 7.62mm terminal pitch, 0.7mm terminal thickness, 1.5mm terminal offset, and 5mm terminal height.

PC Hole Layouts

Series	P/C terminal		Right Angle terminal	
	Whitout bracket	Whit bracket	0.2inch pitch	0.3inch pitch
AS1D AS1E				
AS2D AS2E				
AS2N				

★ : Made to order products.

☆ : Semi-standard products.

:Optional Accessories.