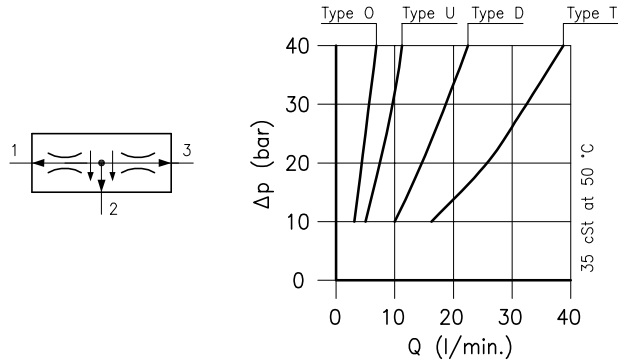
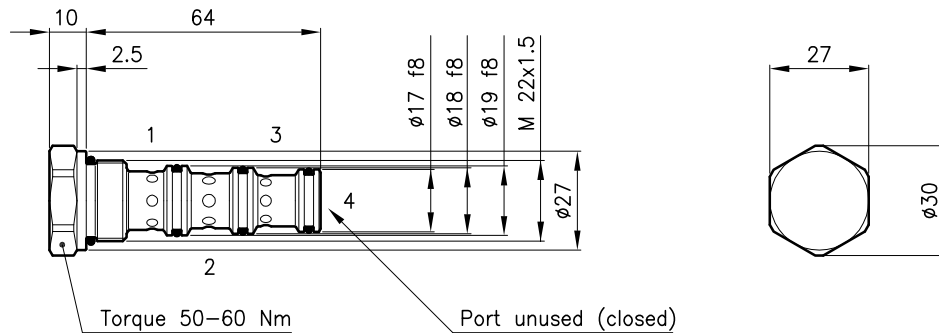


Technical features



Cavity	(For dimensions see catalogue 17.000)	S 30/4	
Inlet flow range	(l/min.)	type O	3 - 7
		type U	5 - 12
		type D	10 - 24
		type T	18 - 40
Max. pressure	(bar)	210	
Fluid viscosity range	(cSt)	2.8 - 380	
Fluid temperature range	(°C)	-20 +80	
Mass	(kg)	0.180	
Max. accuracy from 10 to 210 bar		5%	
Standard flow division	(%)	50/50	
Hydraulic fluid; mineral oil HM and HV ISO 6074			
Recommended filtration; 19/15 ISO 4466 (25 μ absolutes)			
Standard seals in Polyurethane and Buna N			

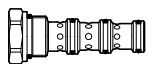
Dimensions



Ordering informations

DCC 30/D

DCC 30 = Valve type



Inlet flow range

- O** = 3 - 7 l/min
- U** = 5 - 12 l/min
- D** = 10 - 24 l/min
- T** = 18 - 40 l/min

Codes:

DCC 30/O	33 011 101
DCC 30/U	33 011 102
DCC 30/D	33 011 103
DCC 30/T	33 011 104
External seals kit	90 620 105

DCC 30 valves can be assembled on standard bodies 30-CC series; for dimensions see catalogue 16.011