



Pressure transducers DeltaFox DMU 10 D Version for differential pressure measurement



Benefits

- Compact design
- Robust aluminium housing
- High long-term stability
- High overpressure safety
- Long service life

Application

For electronic differential pressure measurement at very low differential pressure. For non-corrosive gaseous media. Particularly suitable for monitoring filters and fans in air and air conditioning applications.



Technical specifications

Measuring accuracy

Deviation from the characteristic curve according to IEC 60770 – limit point calibration (non-linearity, hysteresis, repeatability)

< 0/40 mbar:	$\leq \pm 2\%$ FSO
$\leq 0/160$ mbar:	$\leq \pm 1\%$ FSO
> 0/160 mbar:	$\leq \pm 0.35\%$ FSO

Measuring range

See ordering table

Overpressure safety

$\leq 0/10$ mbar:	100 mbar
$\leq 0/25$ mbar:	200 mbar
$\leq 0/60$ mbar:	350 mbar
$\leq 0/400$ mbar:	1,000 mbar
> 0/400 mbar:	3,000 mbar

Operating temperature range

Medium:	-25/+125 °C
Ambient:	-25/+85 °C
Storage:	-40/+100 °C

Temperature error band

$\leq 0/10$ mbar:	$\leq \pm 2\%$ FSO In compensated range 0/60 °C
$\leq 0/25$ mbar:	$\leq \pm 1.5\%$ FSO In compensated range 0/60 °C
$\leq 0/250$ mbar:	$\leq \pm 1\%$ FSO In compensated range 0/60 °C
> 0/250 mbar:	$\leq \pm 0.5\%$ FSO In compensated range 0/60 °C

Dynamic characteristics

Response time: < 5 ms

Process connection

2 x G $\frac{1}{8}$ B female thread

Options

- Other process connections
- Other electrical connections
- Digital plug-in display DA 06

Material

Housing: Aluminium, eloxed, silver

Pressure connection: Aluminium

Seal: PUR glued

Supply voltage

DC 8 – 32 V

Output signal

2-wire, 4–20 mA

Load

$R_{Max} = [(UB - UB_{Min})/0.02 A] \Omega$

Current input

< 25 mA

Electrical protection

Short circuit proof and protected against reverse polarity

Electrical connection

Connector and junction box as per ISO 4400 (DIN 43650-A)

Degree of protection

IP 65 (EN 60529)

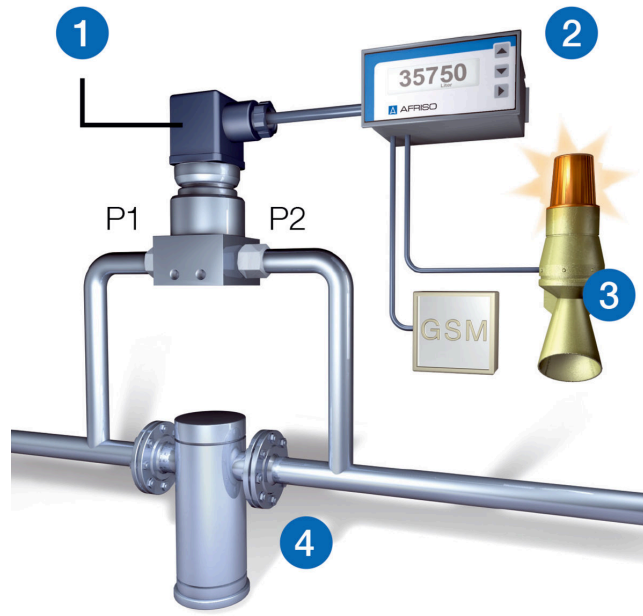
CE conformity

EMC Directive 2014/30/EU

RoHS Directive 2011/65/EU

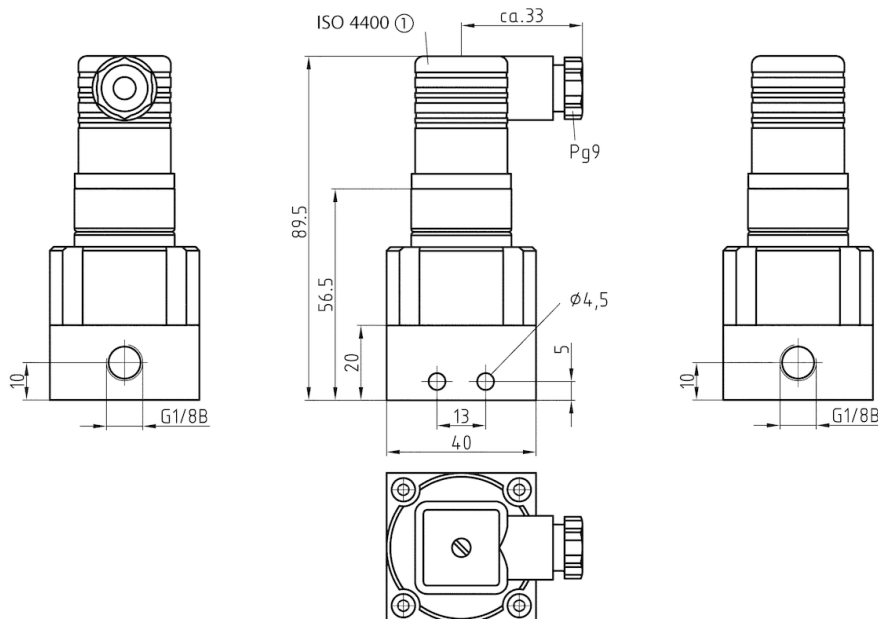


Detail views



1. DeltaFox DMU 10 D
2. Digital display and control unit DA 14
3. Alarm filter replacement
4. Filter

DMU 10 D - connection 2 x G $\frac{1}{8}$ female thread



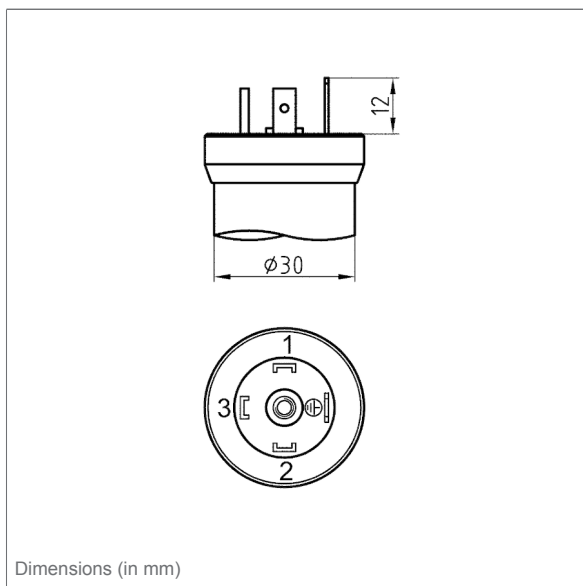
Dimensions (in mm)

1. Connector

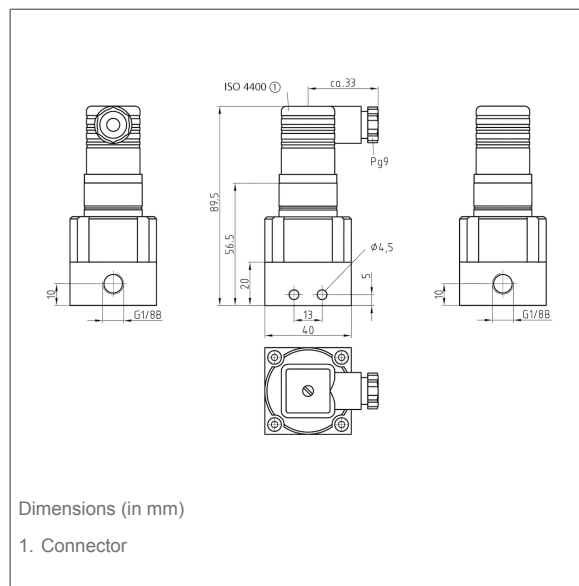


Technical drawings

electrical connection - ISO 4400 (IP 65)

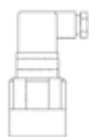


DMU 10 D - connection 2 x G $\frac{1}{8}$ female thread



Versions

Type	Connection	Measuring range	Part no.
DeltaFox DMU 10 D	2 x G $\frac{1}{8}$ B female thread	0/6 mbar	31861
DeltaFox DMU 10 D	2 x G $\frac{1}{8}$ B female thread	0/10 mbar	31862
DeltaFox DMU 10 D	2 x G $\frac{1}{8}$ B female thread	0/25 mbar	31863
DeltaFox DMU 10 D	2 x G $\frac{1}{8}$ B female thread	0/40 mbar	31864
DeltaFox DMU 10 D	2 x G $\frac{1}{8}$ B female thread	0/60 mbar	31865
DeltaFox DMU 10 D	2 x G $\frac{1}{8}$ B female thread	0/100 mbar	31866
DeltaFox DMU 10 D	2 x G $\frac{1}{8}$ B female thread	0/160 mbar	31867
DeltaFox DMU 10 D	2 x G $\frac{1}{8}$ B female thread	0/250 mbar	31868
DeltaFox DMU 10 D	2 x G $\frac{1}{8}$ B female thread	0/400 mbar	31869
DeltaFox DMU 10 D	2 x G $\frac{1}{8}$ B female thread	0/600 mbar	31870
DeltaFox DMU 10 D	2 x G $\frac{1}{8}$ B female thread	0/1 bar	31871



Blue part no. = in-stock items